

# Harry Potter Murder Mystery

## 2017 Proposal

### Who would be involved?

#### *Behind the scenes/running the game*

- Holly - organizing and leading
- 9 to 10 character volunteers (5 to 10 minutes each)
- Maureen - contacting FYE/ENG composition
- Whoever is at the iDesk - to show ENG research guide

#### *Anticipated audience*

- First year students (UVC, English comp)
- Students in the dorms/RAs as a program
- Regular patrons interested in Harry Potter (active participation happening in Bulletin Board suggests interest in Harry Potter)
- Students who are engaged with our blog and social media
- Students looking for extra credit in a course

### What is involved?

#### *Behind the scenes/creation*

- Recording character clues/adding captions
- Converting a "suspect" picture into a "painting" using a free app (posters)
- Reaching out to local businesses for prize donations (Bookstore, Primanti Bros, Wandering Griffin, etc)
- Testing the game over the summer to make sure everything connects together

#### *Promotion*

- Reaching out to FYP (Maureen - at their training event where we are invited to have a table)
- Reaching out to ENG comp teachers (Maureen)
- Contacting RAs to promote in the dorms
- Reaching out to departments that might be interested in using this as extra credit
- \*Can connect to game night\* - sponsors can have their information highlighted on our materials

#### *Running the game*

- Hanging posters
- Regular staff at iDesk demonstrating how to find ENG research guide if asked
- Collecting answer sheets
- Drawing winners at end of first week

## **When/how much time is required?**

### *During the summer*

- Recording videos (approx. 1 hour)
- Editing videos to add captions (approx. 2.5 hours)
- Converting still photos into posters (approx. 1 hour)
- Test of game with volunteers (approx. 1 hour)
- Contacting donors (via e-mail, maybe 20 min.)

Total time = approx. 6 hours  
(over 2-3 months)

### *During Welcome Week*

- Hanging posters (approx. 20 min.)
- Clean up (approx. 20 min.)
- Drawing and notifying winners (approx. 20 min.)

Total time = approx. 1 hour

## **Where are the places involved?**

### *During the summer/preparation*

- STAC - to record and create videos

### *For clues*

#### *First Floor*

- Popular Fiction
- Circulation Desk - to the side

#### *Second Floor*

- Information Desk - interact with staff to see ENG Research Guide/ask questions
- STAC - outside their area
- New books display
- Small Group Study Room 215
- Tutoring Area

#### *Third Floor*

- Room 315
- Catalog computer near stairs

#### *Fourth Floor*

- Special Collections & Archives - outside their area

## Why?

- 20<sup>th</sup> Anniversary of the release of *Harry Potter and the Philosopher's Stone*
- Option for tours for first year/new students, potential RA program, way to engage with UVC classes that is self-led and doesn't require much time from us compared to normal tours
- Good use of newer technology & gamification in libraries (hot topics!)
- Meets multiple IL Learning Outcomes:

### *Overall*

2D - Identify appropriate source types for information needs




3E - Evaluate relevance of found information to research question


3F - Evaluate accuracy of found information through corroboration with other sources

## How will it work?





- Students will begin on the 2<sup>nd</sup> floor by the Atlas section in Reference. There will be an easel with the beginning clues and handouts (reused from last year)
  - Participants will choose a house (Gryffindor, Hufflepuff, Ravenclaw, Slytherin) to begin the tour/mystery
  - Handouts include directions for downloading the app and starting the game
- Clue Order = Next 3 pages
- Once students complete the tour, they will guess who/where/with what the victim was killed on the Rita Skeeter Chocolate Frog Card.
- They turn in their guess to a box for a chance to win a prize (donated by local businesses).



Character	Location of Clue	Script of Clue	Learning Outcomes Utilized/Tested	Starting Point?
Sirius Black	Circulation area	<p>On my way to the Defense Against the Dark Arts classroom, I passed Tonks in the Great Hall.</p> <p>Speaking of Tonks, she loves fictional novels. You'll find her where our Popular Fiction books are.</p>	2D – Identify appropriate source types for information need	
Nymphadora Tonks	Popular Reading shelves	<p>Last night, I was in the Great Hall trying to talk to some house elves. Sirius walked by me with a cage full of doxies and said he was headed to the DADA classroom.</p> <p>I also just saw Barty looking at Wright Brothers artifacts. You can find him next, skulking around outside that special collection area.</p>	2D – Identify appropriate source types for information need	
Barty Crouch Jr.	Outside of Archives	<p>Last night, I took a nice walk around the Lake. Don't want old Dumbledore to catch me out here right now.</p> <p>If you're looking for Bellatrix next, she decided to disrupt the silent studiers. You'll find her where people can study in silence at night and on the weekend.</p>	2D – Identify appropriate source types for information need	
Bellatrix Lestrange	Room 315	<p>Where I was is none of your concern, but I did decide to brew something to tide me over. I noticed that Lovegood girl head into a room that vanished.</p> <p>However, you can speak with Narcissa about where she was. You'll find her looking up cookbooks at a computer by the stairs on this floor.</p>	2D – Identify appropriate source types for information need	
Narcissa Malfoy	3 <sup>rd</sup> floor catalog computer near the stairs	<p>I went to have some tea leaves read in the Divination room last night. I've been very worried about Draco. I passed Bartholemew in the Owlery.</p> <p>If you do a Quicksearch for "Denton L. Trey and Campbell, Constance," you'll see what was in the room with him.</p> <p>I also believe you'll find one of those Weasleys next, looking at a "New Book Display" on the 2<sup>nd</sup> floor.</p>	<p>2A – Explore general information sources to increase familiarity with topic</p> <hr/> <p>3E – Identify a source by its citation</p> <hr/> <p>4E – Evaluate relevance of found information to research question</p>	

Bill Weasley	New Books	<p>I went to go check out the Giant Squid last night – they could be good protein for my dragons. While I was there, I saw that Malfoy woman up in the Divination tower.</p> <p>If you want, Newt can be found near the 3D printer – he just found out he can print mini versions of his creatures.</p>	<p>2D – Identify appropriate source types for information need</p> <hr/> <p>6C – Recognize that information may be perceived differently based on the format in which it is presented.</p>	
Newt Scamander	STAC	<p>I went to go find the Acromantula nest in the Forbidden Forest last night. Poor things. I passed Bill Weasley at the Lake, admiring those lovely Giant Squid.</p> <p>My granddaughter-in-law went off to study with friends a minute ago. You'll find her in the new Small Group Study Room.</p>	<p>2D – Identify appropriate source types for information need</p>	
Luna Lovegood	Room 215	<p>I went to the Room of Requirement last night to practice my Patronus spell. I saw Bellatrix in the Potions classroom. It smelled like she was brewing a Polyjuice Potion.</p> <p>You should talk to Cedric. I believe I saw him asking questions at the Information Desk.</p>	<p>2D – Identify appropriate source types for information need</p>	
Cedric Diggory	iDesk	<p>I took Fleur down to the Quidditch Pitch to show her what it looked like. You know, there's a great picture of what we played with on the English Research Guide. You should have the person at the Information Desk show you.</p> <p>And you know, Fleur might have seen something. She's meeting her tutor for help with her English on this floor.</p>	<p>2C – Identify contextually appropriate tools to search for sources</p> <hr/> <p>2D – Identify appropriate source types for information need</p>	
Fleur Delacour	Tutoring Area	<p>Cedric took me to ze Quidditch Pitch and showed me ze awful Quaffles. We noticed Mr. Scamander heading alone into ze forest.</p> <p>You should talk to Sirius – he went to go check out a book.</p>	<p>2D – Identify appropriate source types for information need</p>	
(Sirius Black at the Circulation Desk – see other side of this chart)				

## From the Starting Posters

<i>House</i>	<i>Clue</i>
<p>Gryffindor</p> 	<p>Welcome, Gryffindors.</p> <p>It is most unfortunate that Rita Skeeter has been found murdered on Hogwarts' Grounds.</p> <p>Follow the clues, listen to the suspects, and accuse the suspect whose story doesn't quite add up.</p> <p>Begin by hearing out Bill Weasley, outside of the New Books area on the 2<sup>nd</sup> floor.</p>
<p>Hufflepuff</p> 	<p>Welcome, Hufflepuffs.</p> <p>It is most unfortunate that Rita Skeeter has been found murdered on Hogwarts' Grounds.</p> <p>Follow the clues, listen to the suspects, and accuse the suspect whose story doesn't quite add up.</p> <p>Begin by hearing out Sirius Black in the Circulation Desk area.</p>
<p>Ravenclaw</p> 	<p>Welcome, Ravenclaws.</p> <p>It is most unfortunate that Rita Skeeter has been found murdered on Hogwarts' Grounds.</p> <p>Follow the clues, listen to the suspects, and accuse the suspect whose story doesn't quite add up.</p> <p>Begin by hearing out Bellatrix Lestrange outside of room 315.</p>
<p>Slytherin</p> 	<p>Welcome, Slytherins.</p> <p>It is most unfortunate that Rita Skeeter has been found murdered on Hogwarts' Grounds.</p> <p>Follow the clues, listen to the suspects, and accuse the suspect whose story doesn't quite add up.</p> <p>Begin by hearing out Barty Crouch Jr. outside of the Special Collections &amp; Archives.</p>

